



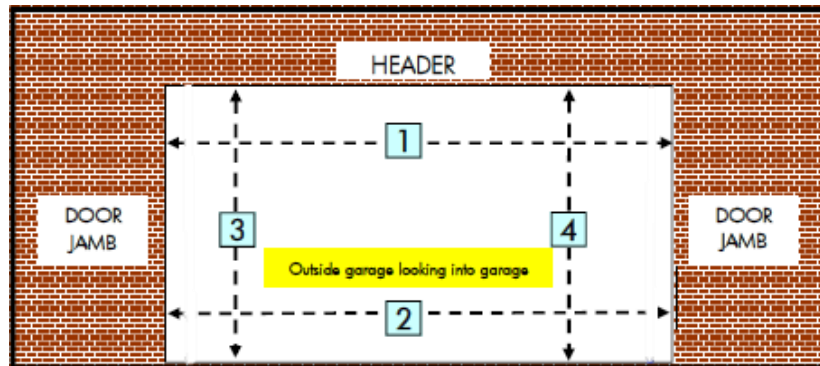
Choosing the Right Screen

Part 1

Fresh Air Screens® are designed to fit your structure without interfering with related mechanisms. They are categorized by the size and model.

Find the Right Size

1. Measure the exact width of the garage door opening #1 and #2 (from door jamb to door jamb, not from the weather strips). These measurements should both be the same size but may not be. Make no allowances.
2. Measure the exact height of the garage door opening #3 and #4 (from the door header to the floor, not from the weather strips). These measurements should both be the same size but may not be. Make no allowances.
3. Make note of the Width (1st) x height (2nd) for your measurement. For example, a 16x7 screen is 16ft(width) x 7ft(height). These measurements are not reversible.



Available Sizes

All models are available in the following sizes. Dimensions = width x height

7-foot-high openings

8'x7'
9'x7'
10'x7'
16'x7'
18'x7'

8-foot-high openings

9'x8'
10'x8'
16'x8'



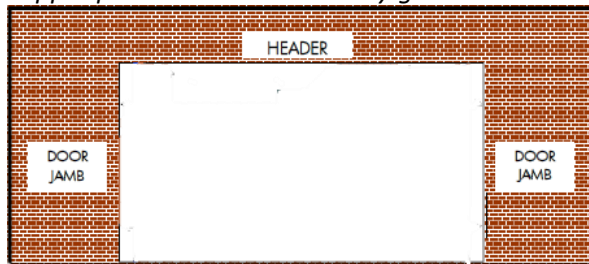
Choosing the Right Screen Part 2

Fresh Air Screens® are designed to fit your structure without interfering with related mechanisms. They are categorized by the size and model.

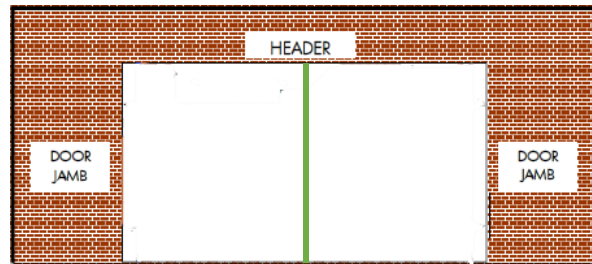
Find the Right Model

Models are based on zipper placement, allowing you to choose an entrance that fit your needs. Retractable screens are convenient for vehicle entry and can be enhanced by our rope and pull kits.

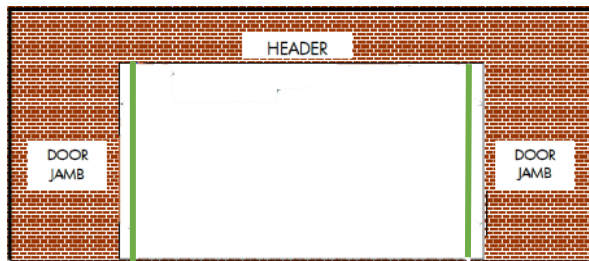
**Zipper placement is modeled by green lines.*



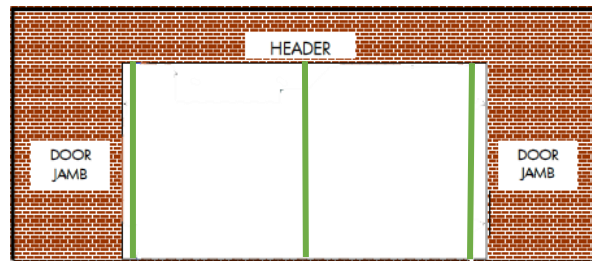
◆ Model A – 0 zipper, Nonretractable



◆ Model B – 1 Zipper, Nonretractable



◆ Model C- 2 Zipper, Retractable



◆ Model D- 3 Zipper, Retractable